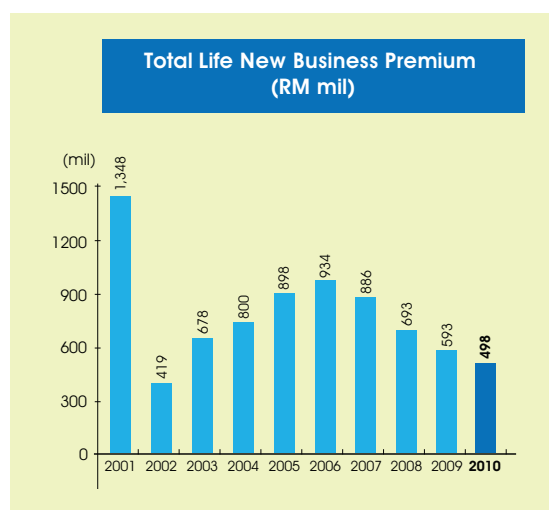
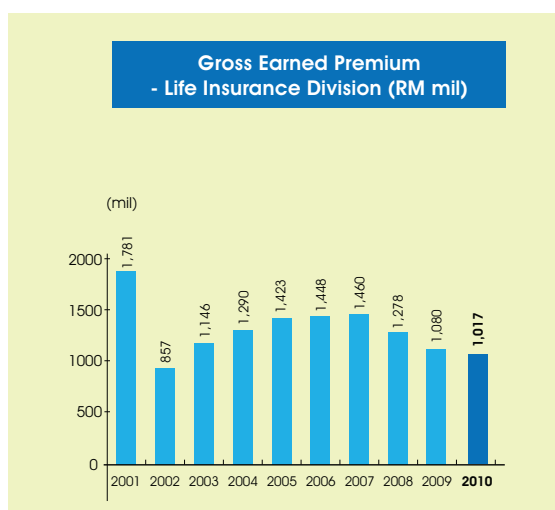
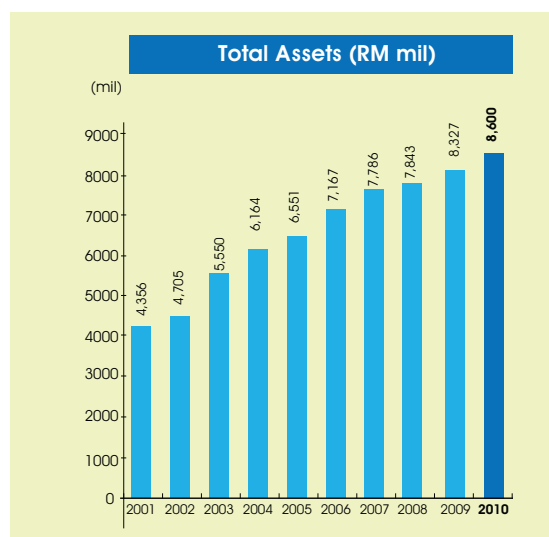
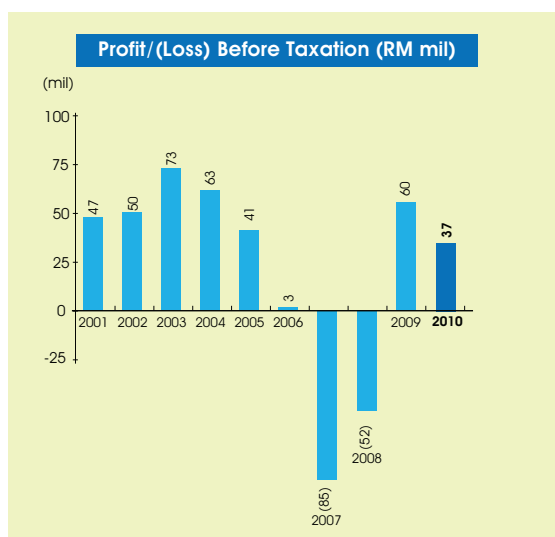


# FINANCIAL HIGHLIGHTS

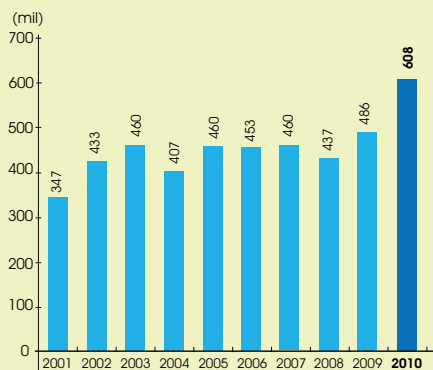
Ten Years in Review	2001	2002	2003	2004	2005	2006	2007	2008	2009	2010
	RM mil	RM mil	RM mil	RM mil	RM mil	RM mil	RM mil	RM mil	RM mil	RM mil
Profit/(loss) Before Taxation	47	50	73	63	41	3	(85)	(52)	60	<b>37</b>
Total Assets	4,356	4,705	5,550	6,164	6,551	7,167	7,786	7,843	8,327	<b>8,600</b>
Gross Earned Premium - Life Insurance Division	1,781	857	1,146	1,290	1,423	1,448	1,460	1,278	1,080	<b>1,017</b>
Total Life New Business Premium	1,348	419	678	800	898	934	886	693	593	<b>498</b>
Gross Earned Premium - General Insurance Division	347	433	460	407	460	453	460	437	486	<b>608</b>
Gross Earned Premium - Family Takaful Division*	-	-	-	-	-	-	26	76	85	<b>157</b>
Gross Earned Premium - General Takaful Division*	-	-	-	-	-	-	1	34	60	<b>100</b>
Net Asset Value Of Unit Trust Funds Under Management - Malaysian Unit Trust Division	-	12	297	424	694	920	1,413	1,090	1,570	<b>1,811</b>

\* The Malaysian takaful insurance operation under MAA Takaful Berhad ("MAA Takaful") commenced operations in July 2007

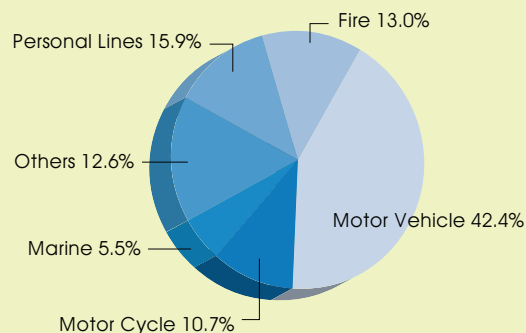


# FINANCIAL HIGHLIGHTS

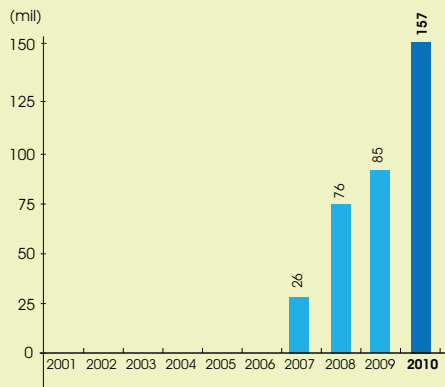
**Gross Earned Premium  
- General Insurance Division (RM mil)**



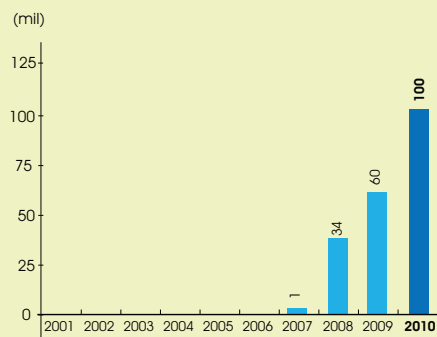
**General-Product Mix  
(Total Gross Premiums)**



**Gross Earned Premium  
- Family Takaful Division (RM mil)**



**Gross Earned Premium  
- General Takaful Division (RM mil)**



**Net Asset Value Of Unit Trust Funds  
Under Management  
- Malaysian Unit Trust Division (RM mil)**

